

Jadwa Arab Markets Equity Fund

Monthly Fund Fact Sheet – 30 June 2024



Fund overview

Investment objective

Jadwa Arab Markets Equity Fund is an actively managed fund that aims to generate long term returns by investing in Shariah compliant Arab public equities. Investments are diversified across economic sectors.

Fund base currency

SAR

Benchmark

S&P Pan Arab Composite Shariah

Net asset value

SAR 78.66mn

Dealing time / day

10am on all business days

Identification tickers

Bloomberg: JADARAB

Lipper: LP65077654

Management fee

Class A: 1.25%

Class B: 1.95%

Class C: 0.98%

Class D: 1.95%

Initial subscription fee

up to 3%

Minimum initial subscription

Class A: SAR 10mn

Class B: SAR 1000

Class C: SAR 1000

Class D: USD 50

Unit Price

Class A: SAR 205.2156

Class B: SAR 687.3054

Class C: SAR 250.1094

Class D: 10.0000

Inception date

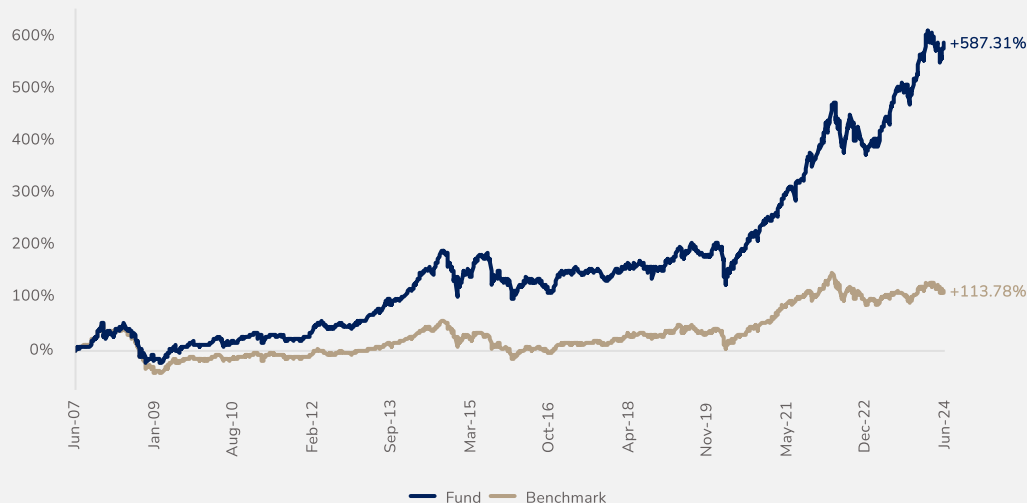
Class A: 22-Mar-18

Class B: 30-Jun-07

Class C: 02-Mar-20

Class D: 24-Feb-20

Performance since inception – Class B

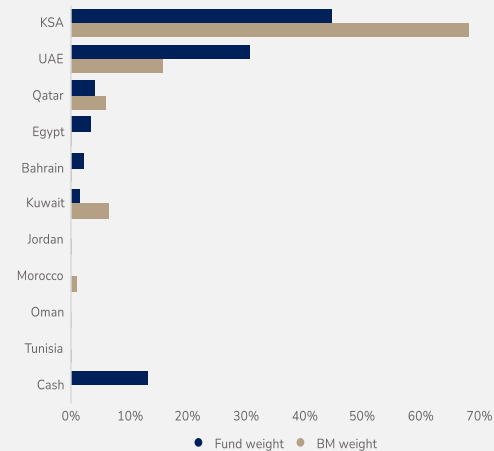


Trailing returns – Class B

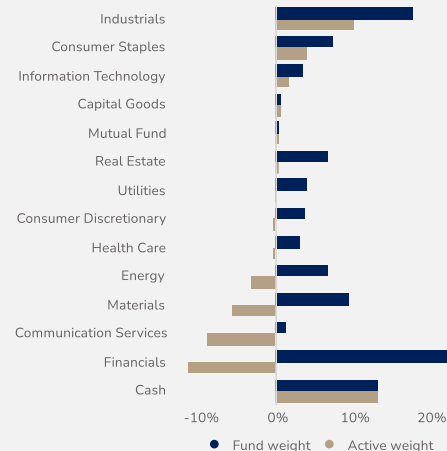
	Fund	BM	Variance
2024 YTD	6.15%	-1.75%	7.90%
1-Month	5.66%	2.05%	3.61%
3-Month	-0.15%	-3.66%	3.51%
1-Year	19.93%	3.70%	16.23%
3-Year	18.85%	3.82%	15.03%
5-Year	18.71%	8.57%	10.14%
10-Year	10.90%	4.72%	6.18%
Inception	12.00%	4.57%	7.43%

Periods greater than 1-year annualized

Country allocation



Sector allocation



Risk measures – Class B

	3-year	5-year	10-year
Std dev (fund)*	15.21%	15.80%	16.06%
Std dev (benchmark)*	15.96%	16.93%	17.01%
Beta	0.86	0.87	0.88
Alpha*	15.03%	10.14%	6.18%
Tracking Error	6.94%	6.29%	5.96%
Information Ratio	2.16	1.61	1.04
Sharpe Ratio	1.04	1.05	0.55

**Annualized*

Jadwa Arab Markets Equity Fund

Monthly Fund Fact Sheet – 30 June 2024



Monthly returns - Class A

Class A		Jan	Feb	Mar	Apr	May	Jun	Jul	Aug	Sep	Oct	Nov	Dec	Period
2024	Fund	0.82	8.35	-2.49	-1.34	-4.09	5.73	--	--	--	--	--	--	6.58
	Benchmark	-1.34	5.38	-1.90	-0.17	-5.43	2.05	--	--	--	--	--	--	-1.75
2023	Fund	2.46	-0.99	6.39	4.96	-2.26	7.59	4.56	1.83	-0.65	-3.57	5.83	5.14	35.20
	Benchmark	4.43	-4.51	2.76	5.67	-3.34	3.59	3.21	-2.00	-2.13	-5.00	5.77	6.11	14.45
2022	Fund	4.70	5.70	3.43	6.60	-5.34	-8.53	5.30	4.21	-6.51	0.54	-3.27	-1.81	3.49
	Benchmark	5.93	4.30	4.90	3.34	-7.35	-10.83	6.08	1.71	-6.84	2.56	-4.14	-4.68	-6.80
2021	Fund	1.67	1.92	4.38	4.51	3.38	2.46	-0.27	4.20	2.01	7.26	-2.30	3.86	38.14
	Benchmark	1.45	4.97	7.72	4.63	2.15	2.05	1.69	3.09	1.81	1.81	-5.76	4.30	33.62
2020	Fund	--	--	--	--	--	--	--	--	--	--	--	-0.38*	-0.38
	Benchmark	--	--	--	--	--	--	--	--	--	--	--	-0.33*	-0.33

* Partial month

Jadwa Arab Markets Equity Fund

Monthly Fund Fact Sheet – 30 June 2024



Monthly returns - Class B

Class B		Jan	Feb	Mar	Apr	May	Jun	Jul	Aug	Sep	Oct	Nov	Dec	Period
2024	Fund	0.75	8.28	-2.55	-1.40	-4.16	5.66	--	--	--	--	--	--	6.15
	Benchmark	-1.34	5.38	-1.90	-0.17	-5.43	2.05	--	--	--	--	--	--	-1.75
2023	Fund	2.39	-1.05	6.31	4.89	-2.32	7.52	4.49	1.76	-0.72	-3.64	5.76	5.07	34.12
	Benchmark	4.43	-4.51	2.76	5.67	-3.34	3.59	3.21	-2.00	-2.13	-5.00	5.77	6.11	14.45
2022	Fund	4.63	5.63	3.35	6.53	-5.40	-8.60	5.23	4.13	-6.57	0.48	-3.34	-1.88	2.66
	Benchmark	5.93	4.30	4.90	3.34	-7.35	-10.83	6.08	1.71	-6.84	2.56	-4.14	-4.68	-6.80
2021	Fund	1.60	1.85	4.31	4.45	3.31	2.39	-0.34	4.13	1.94	7.18	-2.37	3.79	37.03
	Benchmark	1.45	4.97	7.72	4.63	2.15	2.05	1.69	3.09	1.81	1.81	-5.76	4.30	33.62
2020	Fund	0.27	-6.15	-13.27	9.26	1.83	3.97	3.18	6.09	3.31	-2.47	8.84	1.07	14.54
	Benchmark	-0.40	-7.40	-13.94	9.51	2.12	1.96	2.72	6.24	3.34	-3.03	8.98	1.05	8.99
2019	Fund	6.51	0.42	3.54	5.30	-5.30	3.47	3.60	-4.79	-0.61	-2.02	0.28	6.80	17.52
	Benchmark	6.85	-0.74	3.82	4.70	-5.95	2.99	1.60	-6.18	0.47	-3.40	1.08	5.73	10.41
2018	Fund	5.74	-2.22	3.99	1.67	-1.05	0.79	0.69	-3.00	0.72	0.25	-1.85	0.26	5.79
	Benchmark	4.76	-2.13	5.45	3.50	-0.19	0.54	1.68	-2.35	0.12	-0.37	-2.33	1.02	9.73
2017	Fund	1.39	0.28	-0.26	0.49	-2.60	2.85	-0.34	-0.62	0.38	-4.82	-0.82	1.59	-2.66
	Benchmark	1.54	-1.02	0.26	0.28	-1.38	3.96	-1.26	1.44	-0.27	-2.94	-0.53	3.79	3.70
2016	Fund	-9.41	2.98	3.34	5.29	-3.23	0.98	0.08	-4.14	-4.18	0.80	9.34	5.51	6.05
	Benchmark	-10.91	4.62	3.70	7.97	-3.63	1.23	-0.51	-1.25	-5.10	2.36	10.16	3.52	10.80
2015	Fund	4.71	2.92	-1.15	11.95	3.27	-1.32	0.27	-14.08	0.07	-1.80	-0.58	-0.17	2.11
	Benchmark	3.58	4.35	-5.67	11.64	-1.39	-4.03	0.08	-14.83	-1.33	-2.32	-0.08	-3.55	-14.70
2014	Fund	1.95	6.18	5.14	3.08	4.12	-5.63	10.99	7.21	-1.72	-8.01	-11.37	-1.79	7.95
	Benchmark	2.20	4.29	4.38	3.04	3.01	-5.44	8.06	6.69	-1.24	-7.07	-12.85	-5.10	-2.28
2013	Fund	4.33	0.11	6.72	3.22	3.26	-0.21	9.08	-1.45	2.82	0.37	3.55	4.83	42.76
	Benchmark	4.35	-0.96	2.14	2.85	2.27	-1.41	6.33	-1.41	2.87	1.37	3.80	1.91	26.58
2012	Fund	1.32	10.72	7.42	0.72	-5.82	-1.40	2.44	3.75	-4.02	0.12	-2.75	5.06	17.60
	Benchmark	2.08	7.41	6.09	-1.82	-6.09	-2.26	1.77	3.48	-1.45	-0.28	-2.21	2.79	9.04

Jadwa Arab Markets Equity Fund (cont'd)

Monthly Fund Fact Sheet – 30 June 2024



Monthly returns - Class B

Class B		Jan	Feb	Mar	Apr	May	Jun	Jul	Aug	Sep	Oct	Nov	Dec	Period
2011	Fund	-5.44	-5.17	7.13	3.95	-1.56	-0.12	-1.17	-5.37	1.04	1.11	-2.50	6.18	-2.88
	Benchmark	-4.01	-4.89	6.56	3.50	-0.62	-1.83	-2.29	-4.08	-0.13	1.34	-1.92	3.47	-5.46
2010	Fund	-0.26	4.13	8.24	0.99	-7.88	-2.74	5.15	-1.37	5.55	2.06	0.54	4.61	19.53
	Benchmark	-0.45	5.21	6.55	0.86	-9.02	-1.98	4.44	-1.50	5.32	1.34	-0.18	4.38	14.82
2009	Fund	-1.46	-6.20	5.60	14.48	9.60	-2.91	3.62	3.45	5.90	-2.26	-0.67	-0.94	29.78
	Benchmark	-7.70	-7.25	8.92	15.40	11.85	-1.03	2.93	2.82	4.60	-1.62	-2.92	-1.60	23.90
2008	Fund	-9.35	7.29	-7.79	11.14	-1.07	0.83	-2.11	-4.07	-13.04	-24.95	-4.98	2.76	-40.49
	Benchmark	-6.61	7.08	-3.66	5.41	-1.89	1.17	-5.89	-4.06	-13.77	-26.98	-13.53	-3.98	-52.42
2007	Fund	--	--	--	--	--	--	4.08	3.53	-2.60	9.08	5.52	16.47	40.70
	Benchmark	--	--	--	--	--	--	4.68	4.60	-0.02	7.47	3.98	11.71	36.67

Jadwa Arab Markets Equity Fund

Monthly Fund Fact Sheet – 30 June 2024



Monthly returns - Class C

Class C		Jan	Feb	Mar	Apr	May	Jun	Jul	Aug	Sep	Oct	Nov	Dec	Period
2024	Fund	0.85	8.38	-2.46	-1.31	-4.07	5.76	--	--	--	--	--	--	6.74
	Benchmark	-1.34	5.38	-1.90	-0.17	-5.43	2.05	--	--	--	--	--	--	-1.75
2023	Fund	2.49	-0.97	6.41	4.99	-2.23	7.62	4.59	1.86	-0.63	-3.55	5.86	5.17	35.62
	Benchmark	4.43	-4.51	2.76	5.67	-3.34	3.59	3.21	-2.00	-2.13	-5.00	5.77	6.11	14.45
2022	Fund	4.73	5.72	3.45	6.63	-5.31	-8.51	5.33	4.23	-6.48	0.57	-3.25	-1.79	3.81
	Benchmark	5.93	4.30	4.90	3.34	-7.35	-10.83	6.08	1.71	-6.84	2.56	-4.14	-4.68	-6.80
2021	Fund	1.69	1.94	4.41	4.54	3.41	2.49	-0.24	4.23	2.03	7.28	-2.28	3.89	38.57
	Benchmark	1.45	4.97	7.72	4.63	2.15	2.05	1.69	3.09	1.81	1.81	-5.76	4.30	33.62
2020	Fund	--	--	-15.12*	9.35	1.92	4.06	3.28	6.19	3.40	-2.38	8.94	1.16	20.10
	Benchmark	--	--	-10.70*	9.51	2.12	1.96	2.72	6.24	3.34	-3.03	8.98	1.05	22.63

* Partial month