

Jadwa Saudi Riyal Murabaha Fund

Monthly Fund Fact Sheet – 31 August 2024



Fund overview

Investment objective

To generate market returns from short-term Murabaha based trade transactions

Fund base currency

SAR

Benchmark

One month SIBID net of mgmt. fee

Net asset value

SAR 1,267.97 mn

Dealing time / day

10am on all business days

Identification tickers

Bloomberg: JADSRYL
Lipper: LP65044210

Management fee

Class A: 10% of Profit
Class B: 15% of Profit
Class C: 15% of Profit

Initial subscription fee

N/A

Minimum initial subscription

Class A: SAR 10 mn
Class B: SAR 1,000
Class C: USD 50

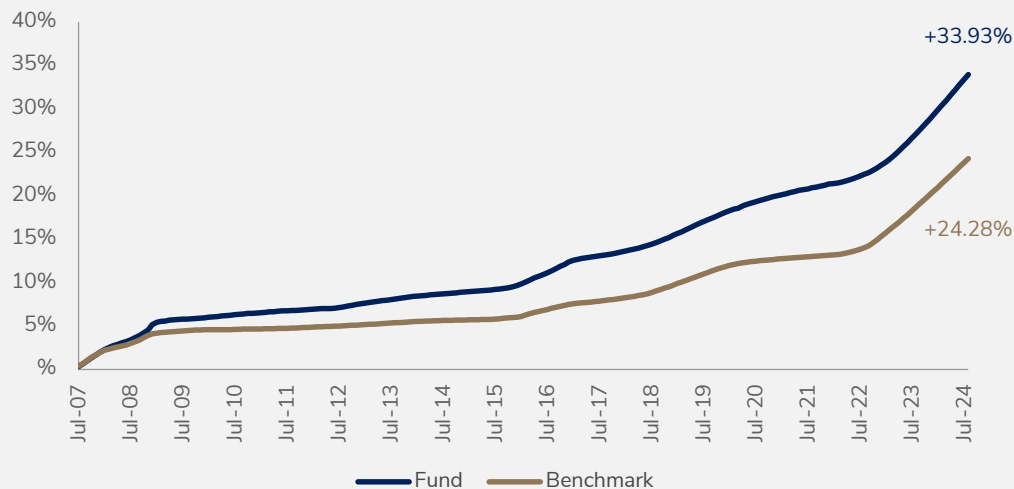
Unit price

Class A: SAR 113.8962
Class B: SAR 133.9297
Class C: USD 11.2730

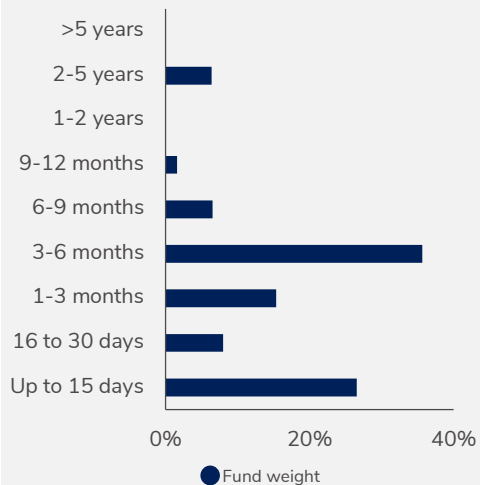
Inception date

Class A: 5-Mar-2020
Class B: 30-Jun-2007
Class C: 17-May-2020

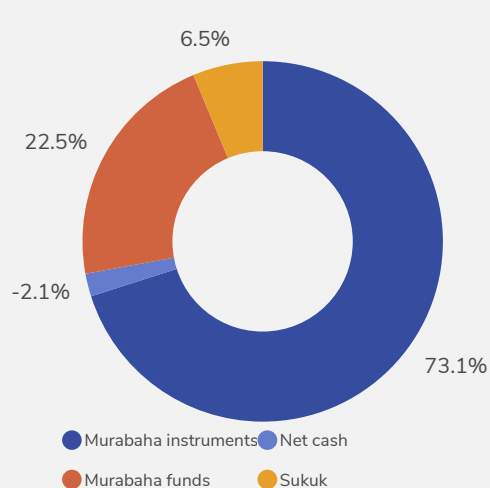
Performance since inception - Class B



Liquidity profile



Portfolio allocation



Annualised trailing returns - Class B

	Fund	BM	Variance
2024 YTD	5.38%	4.73%	0.65%
1-month	5.20%	4.72%	0.49%
3-month	5.37%	4.75%	0.62%
1-Year	5.32%	4.70%	0.63%
3-Year	3.47%	3.22%	0.25%
5-Year	2.65%	2.21%	0.44%
10-Year	2.10%	1.64%	0.47%
Inception	1.71%	1.27%	0.44%

Fund statistics

Current yield	5.66%		
Weighted average yield	5.66%		
Days to maturity	138		
Average credit rating	A-		
Risk measure	3-Year	5-Year	10-Year
Std dev (fund)	6.27%	5.94%	5.07%
Std dev (benchmark)	6.10%	6.32%	5.19%

**Annualised*

Jadwa Saudi Riyal Murabaha Fund

Monthly Fund Fact Sheet – 31 August 2024



Annualized monthly returns - Class-A

Class-A		Jan	Feb	Mar	Apr	May	Jun	Jul	Aug	Sep	Oct	Nov	Dec	Period
2024	Fund	5.62%	5.75%	5.70%	5.74%	5.67%	5.75%	5.75%	5.50%	--	--	--	--	5.68%
	Benchmark	4.69%	4.79%	4.72%	4.68%	4.76%	4.77%	4.76%	4.72%	--	--	--	--	4.73%
2023	Fund	3.52%	4.26%	4.55%	4.73%	5.10%	4.99%	5.22%	5.27%	5.56%	5.46%	5.62%	5.56%	4.97%
	Benchmark	4.25%	4.34%	4.23%	4.33%	4.72%	4.31%	4.54%	4.69%	4.92%	4.64%	4.65%	4.45%	4.48%
2022	Fund	0.50%	1.03%	1.14%	1.31%	1.65%	1.83%	2.16%	2.33%	1.92%	2.76%	3.10%	3.41%	1.93%
	Benchmark	0.42%	0.42%	0.72%	1.09%	1.24%	1.60%	1.58%	1.81%	2.48%	3.49%	3.92%	4.26%	1.92%
2021	Fund	1.15%	1.17%	1.42%	1.37%	1.33%	1.15%	0.73%	1.33%	1.04%	1.02%	1.15%	1.54%	1.20%
	Benchmark	0.40%	0.43%	0.42%	0.42%	0.42%	0.42%	0.42%	0.42%	0.42%	0.40%	0.43%	0.42%	0.42%
2020	Fund	--	--	0.80%*	2.75%	2.27%	1.36%	1.56%	1.80%	1.48%	1.54%	1.46%	1.46%	1.66%
	Benchmark	--	--	1.08%*	0.95%	0.72%	0.62%	0.57%	0.58%	0.56%	0.51%	0.47%	0.42%	0.64%

*Partial month

Jadwa Saudi Riyal Murabaha Fund

Monthly Fund Fact Sheet – 31 August 2024



Annualized monthly returns - Class-B

Class-B		Jan	Feb	Mar	Apr	May	Jun	Jul	Aug	Sep	Oct	Nov	Dec	Period
2024	Fund	5.32%	5.45%	5.39%	5.43%	5.37%	5.45%	5.45%	5.20%	--	--	--	--	5.38%
	Benchmark	4.69%	4.79%	4.72%	4.68%	4.76%	4.77%	4.76%	4.72%	--	--	--	--	4.73%
2023	Fund	3.29%	3.98%	4.26%	4.43%	4.80%	4.69%	4.92%	4.97%	5.25%	5.15%	5.31%	5.26%	4.68%
	Benchmark	4.25%	4.34%	4.23%	4.33%	4.72%	4.31%	4.54%	4.69%	4.92%	4.64%	4.65%	4.45%	4.48%
2022	Fund	0.44%	0.95%	1.06%	1.23%	1.55%	1.71%	2.03%	2.18%	1.78%	2.59%	2.89%	3.19%	1.80%
	Benchmark	0.42%	0.42%	0.72%	1.09%	1.24%	1.60%	1.58%	1.81%	2.48%	3.49%	3.92%	4.26%	1.92%
2021	Fund	1.07%	1.09%	1.32%	1.27%	1.25%	1.07%	0.66%	1.25%	0.96%	0.95%	1.07%	1.42%	1.12%
	Benchmark	0.40%	0.43%	0.42%	0.42%	0.42%	0.42%	0.42%	0.42%	0.42%	0.40%	0.43%	0.42%	0.42%
2020	Fund	2.02%	2.04%	0.97%	2.62%	2.14%	1.25%	1.47%	1.68%	1.38%	1.44%	1.37%	1.37%	1.64%
	Benchmark	1.47%	1.43%	1.09%	0.95%	0.72%	0.62%	0.57%	0.58%	0.56%	0.51%	0.47%	0.42%	0.78%
2019	Fund	2.28%	2.35%	2.52%	2.53%	2.42%	2.22%	2.29%	2.27%	2.21%	2.05%	2.20%	2.20%	2.30%
	Benchmark	2.09%	2.06%	1.86%	2.11%	1.98%	1.85%	2.11%	1.92%	2.02%	1.93%	1.71%	1.52%	1.93%
2018	Fund	1.23%	1.09%	1.17%	1.38%	1.53%	1.33%	1.71%	1.96%	2.01%	2.11%	2.15%	2.37%	1.67%
	Benchmark	0.90%	0.79%	0.76%	1.08%	0.88%	1.37%	1.73%	1.74%	1.77%	1.87%	1.91%	1.98%	1.40%
2017	Fund	2.31%	1.20%	0.98%	0.80%	0.67%	0.83%	0.80%	0.72%	0.88%	0.95%	1.06%	1.20%	1.03%
	Benchmark	1.08%	0.71%	0.54%	0.43%	0.49%	0.53%	0.61%	0.69%	0.71%	0.73%	0.80%	0.72%	0.67%
2016	Fund	1.88%	2.45%	2.60%	2.69%	2.11%	2.13%	2.32%	2.48%	2.52%	2.83%	2.71%	2.79%	2.46%
	Benchmark	0.86%	1.91%	1.76%	1.70%	1.35%	1.26%	1.17%	1.34%	1.26%	1.26%	1.26%	1.21%	1.36%
2015	Fund	0.52%	0.49%	0.39%	0.38%	0.39%	0.43%	0.50%	0.56%	0.67%	1.01%	1.25%	1.55%	0.68%
	Benchmark	0.13%	0.12%	0.13%	0.15%	0.14%	0.24%	0.23%	0.49%	0.58%	0.56%	0.51%	0.50%	0.32%
2014	Fund	0.41%	0.63%	0.58%	0.65%	0.49%	0.36%	0.30%	0.46%	0.45%	0.53%	0.53%	0.51%	0.49%
	Benchmark	0.25%	0.20%	0.23%	0.19%	0.17%	0.19%	0.18%	0.15%	0.12%	0.12%	0.12%	0.15%	0.17%
2013	Fund	0.87%	0.88%	0.83%	0.76%	0.75%	0.73%	0.73%	0.76%	0.73%	0.81%	0.82%	0.67%	0.78%
	Benchmark	0.32%	0.32%	0.33%	0.33%	0.32%	0.29%	0.41%	0.38%	0.38%	0.38%	0.38%	0.43%	0.36%
2012	Fund	0.31%	0.48%	0.33%	-0.10%	0.21%	0.46%	0.74%	0.84%	1.02%	1.07%	1.00%	0.92%	0.61%
	Benchmark	0.29%	0.25%	0.22%	0.19%	0.19%	0.24%	0.30%	0.32%	0.28%	0.34%	0.31%	0.34%	0.27%
2011	Fund	0.56%	0.61%	0.60%	0.31%	0.43%	0.47%	0.32%	0.12%	0.13%	0.31%	0.41%	0.55%	0.40%
	Benchmark	0.14%	0.18%	0.19%	0.06%	0.08%	0.10%	0.14%	0.17%	0.18%	0.30%	0.35%	0.34%	0.19%

Jadwa Saudi Riyal Murabaha Fund (cont'd)

Monthly Fund Fact Sheet – 31 August 2024



Annualized monthly returns - Class-B

Class-B		Jan	Feb	Mar	Apr	May	Jun	Jul	Aug	Sep	Oct	Nov	Dec	Period
2010	Fund	0.60%	0.64%	0.57%	0.53%	0.52%	0.54%	0.57%	0.58%	0.58%	0.57%	0.21%	0.14%	0.50%
	Benchmark	0.16%	0.09%	-0.03%	0.00%	0.01%	-0.08%	0.22%	0.14%	0.28%	0.22%	-0.10%	0.08%	0.08%
2009	Fund	2.83%	1.36%	0.65%	1.34%	0.42%	0.39%	0.24%	0.26%	0.26%	0.30%	0.40%	0.54%	0.74%
	Benchmark	1.02%	0.50%	0.50%	0.50%	0.40%	0.44%	0.43%	0.39%	0.38%	0.41%	0.20%	0.18%	0.45%
2008	Fund	3.58%	2.90%	2.33%	2.19%	2.11%	1.65%	2.17%	2.75%	3.07%	3.59%	3.66%	7.25%	3.10%
	Benchmark	3.30%	1.65%	1.50%	1.34%	1.26%	1.39%	2.21%	1.96%	2.11%	3.44%	3.10%	1.95%	2.10%
2007	Fund	--	--	--	--	--	--	3.64%	4.21%	4.22%	4.18%	4.41%	3.34%	3.98%
	Benchmark	--	--	--	--	--	--	4.34%	4.21%	3.99%	4.34%	3.70%	2.95%	3.90%

*Partial month

Jadwa Saudi Riyal Murabaha Fund

Monthly Fund Fact Sheet – 31 August 2024



Annualized monthly returns - Class-C

Class-C		Jan	Feb	Mar	Apr	May	Jun	Jul	Aug	Sep	Oct	Nov	Dec	Period
2024	Fund	5.35%	5.37%	5.32%	5.40%	5.33%	5.15%	5.35%	4.98%	--	--	--	--	5.28%
	Benchmark	4.69%	4.79%	4.72%	4.68%	4.76%	4.77%	4.76%	4.72%	--	--	--	--	4.73%
2023	Fund	4.92%	4.12%	3.91%	5.44%	4.77%	4.72%	4.72%	5.28%	5.56%	4.75%	5.35%	5.76%	4.90%
	Benchmark	4.25%	4.34%	4.23%	4.33%	4.72%	4.31%	4.54%	4.69%	4.92%	4.64%	4.65%	4.45%	4.48%
2022	Fund	1.23%	1.03%	1.12%	1.47%	1.66%	1.14%	0.78%	1.22%	2.44%	2.46%	2.33%	3.62%	1.71%
	Benchmark	0.42%	0.42%	0.72%	1.09%	1.24%	1.60%	1.58%	1.81%	2.48%	3.49%	3.92%	4.26%	1.92%
2021	Fund	1.35%	1.18%	1.35%	1.39%	1.17%	1.05%	0.63%	1.19%	0.96%	0.88%	0.86%	0.52%	1.04%
	Benchmark	0.40%	0.43%	0.42%	0.42%	0.42%	0.42%	0.42%	0.42%	0.42%	0.40%	0.43%	0.42%	0.42%
2020	Fund	--	--	--	--	1.05%*	3.40%	1.67%	1.65%	1.24%	1.60%	1.30%	1.04%	1.65%
	Benchmark	--	--	--	--	0.81%*	0.62%	0.57%	0.58%	0.56%	0.51%	0.47%	0.42%	0.55%

*Partial month